

**Fort Bend ISD
Investment Report
7/1/2015 - 6/30/2016**

This report summarizes the investment position of Fort Bend ISD for the period 7/1/2015 - 6/30/2016

	7/1/2015	6/30/2016
Book Value	\$293,750,342	\$319,996,607
Market Value	\$293,750,342	\$319,996,607


This report is presented in accordance with the Texas Government Code Title 10 Section 2256.023. The below signed hereby certify that, to the best of their knowledge on the date this report was created, Fort Bend ISD is in compliance with the provisions of Government Code 2256 and with the stated policies and strategies of Fort Bend ISD.



Steven Bassett, Chief Financial Officer



Dina Edgar, Executive Director of Finance



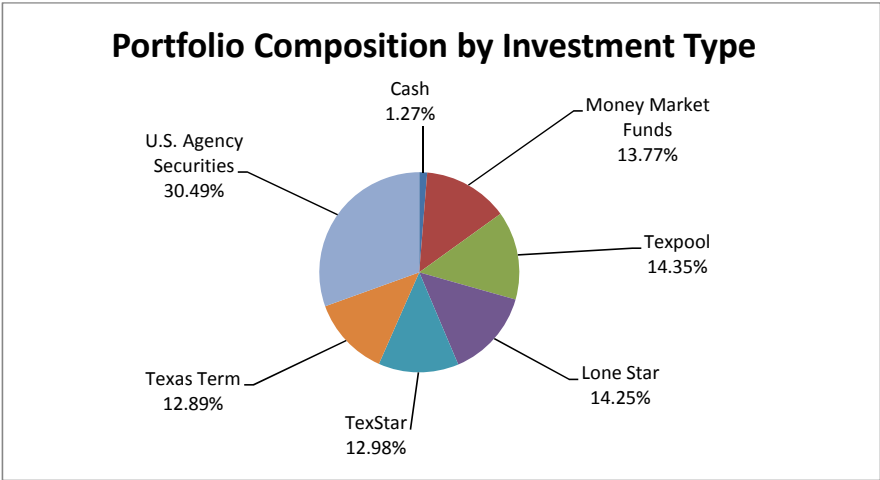
Kelly Schlacks, Director of Finance



Suzanne K. Owen, Cash Mgmt/Fixed Asset Manager

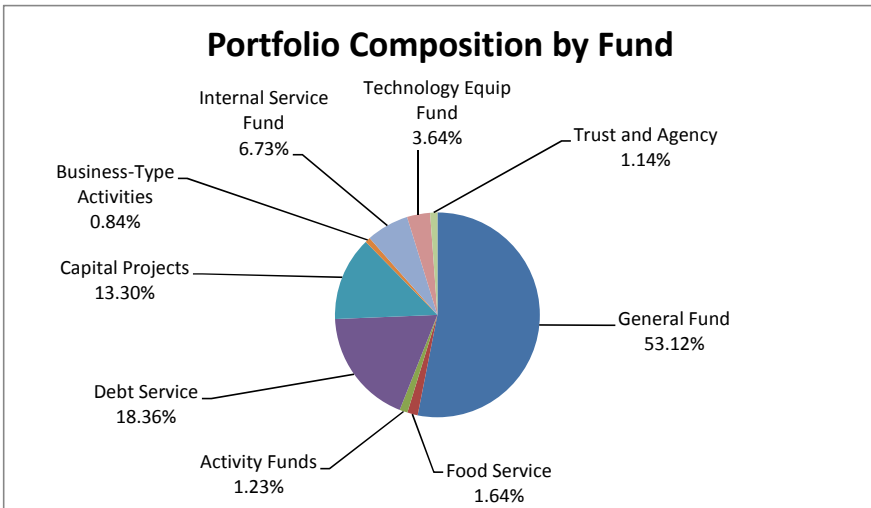
**Fort Bend ISD
Portfolio Composition by Investment Type
June 30, 2016**

<u>Description</u>	<u>Market Value</u> <u>Amount</u>
Cash	\$ 4,067,310
Money Market Funds	44,052,041
Texpool	45,920,737
Lone Star	45,612,518
TexStar	41,531,266
Texas Term	41,236,984
U.S. Agency Securities	97,575,750
	<u>\$ 319,996,607</u>



**Fort Bend ISD
Portfolio Composition by Fund
June 30, 2016**

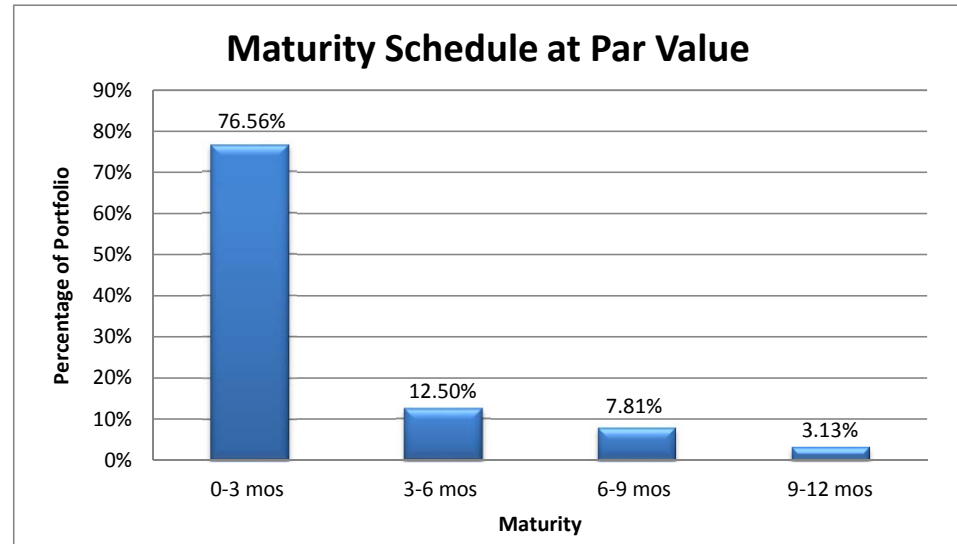
<u>Description</u>	<u>Market Value</u> <u>Amount</u>
General Fund	\$ 169,985,591 (a)
Food Service	5,240,278
Activity Funds	3,927,703
Debt Service	58,739,643
Capital Projects	42,563,239
Business-Type Activities	2,677,434
Internal Service Fund	21,551,655
Technology Equip Fund	11,662,156
Trust and Agency	3,648,908
	<u>\$ 319,996,607</u>



(a) This includes all Special Revenue Fund Balances except for Food Service and Activity Funds. Some Special Revenue Fund balances are negative due to pending reimbursements.

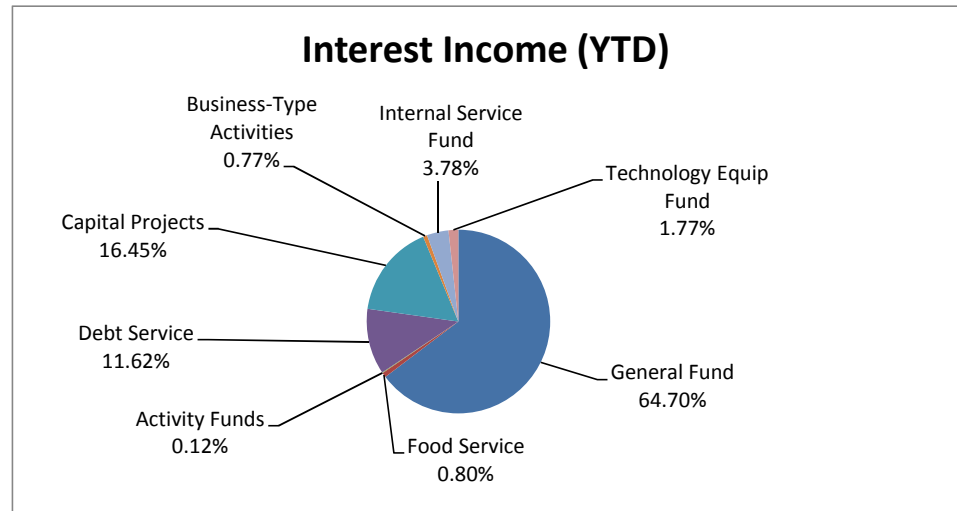
**Fort Bend ISD
Maturity Schedule
June 30, 2016**

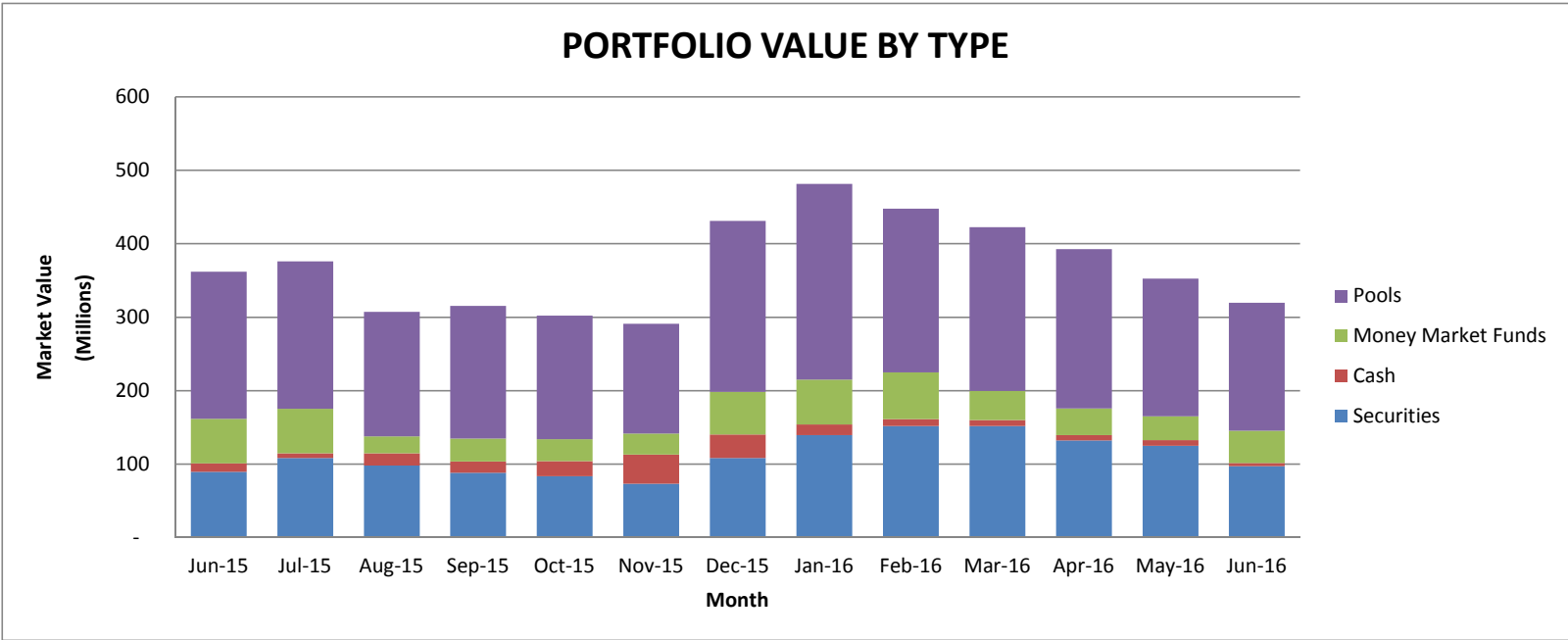
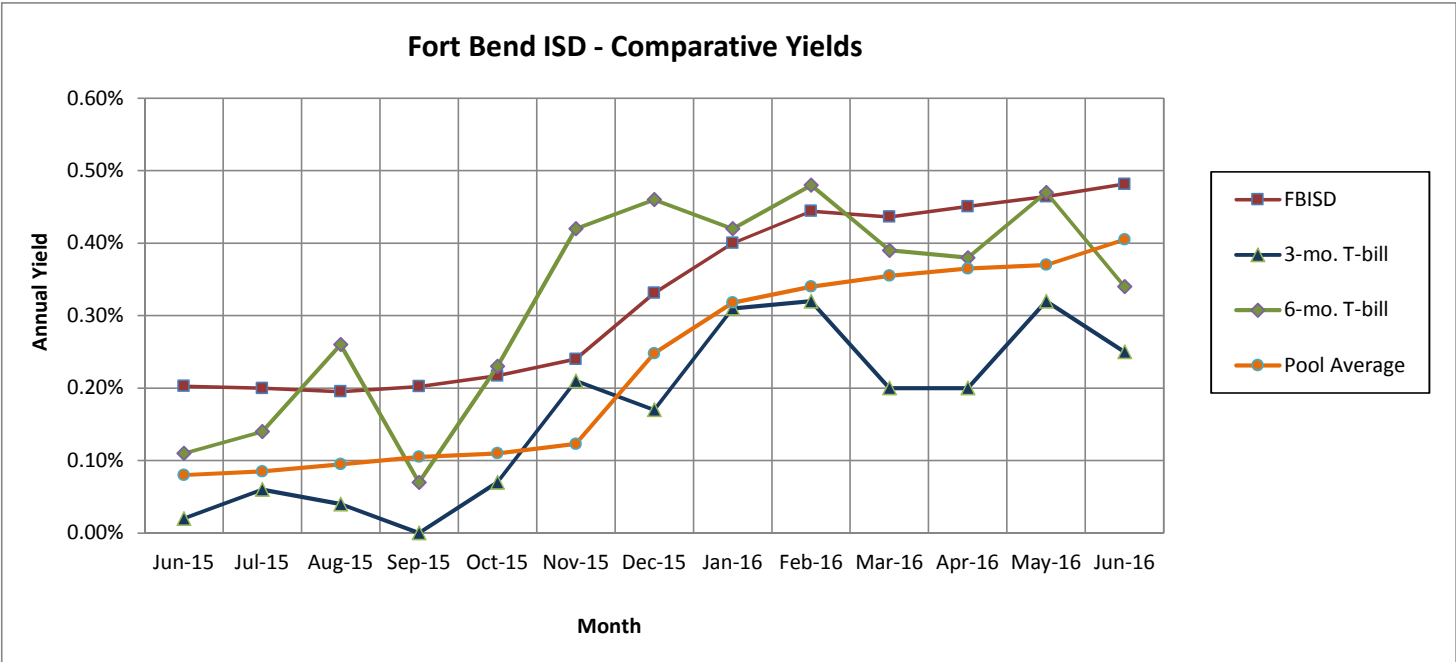
	Percent of Portfolio	Par Value
0-3 mos	76.56%	\$ 244,920,857
3-6 mos	12.50%	40,000,000
6-9 mos	7.81%	25,000,000
9-12 mos	3.13%	10,000,000
	100.00%	319,920,857



**Fort Bend ISD
Investment Income (YTD)
June 30, 2016**

Description	Interest Income (YTD)
General Fund	\$ 864,066
Food Service	10,647
Activity Funds	1,595
Debt Service	155,150
Capital Projects	219,695
Business-Type Activities	10,263
Internal Service Fund	50,530
Technology Equip Fund	23,589
	<u>\$ 1,335,534</u>





FBISD Portfolio Position

6/30/2016

Fund	CUSIP/Description	Type	Rating	Broker	Purchase Date	Market Value 7/01/15	Par Value 6/30/16	Total Cost Purchased	Book Value 6/30/16	Market Value 6/30/16	Yield to Maturity	Maturity Date	Days to Maturity	Int Accr to Date
199 - General Operating Fund														
	3133ECX74	FFCB	AA+	Hilltop Securities	11/20/13	5,000,500	0	0	0	0		07/13/15		
	3133EDFC1	FFCB	AA+	Stifel Nicolaus	02/14/14	5,000,500	0	0	0	0		08/14/15		
	3133EDFC1	FFCB	AA+	UBS Financial	02/20/14	5,000,500	0	0	0	0		08/14/15		
	3133EDGCO	FFCB	AA+	Hilltop Securities	03/26/14	5,001,500	0	0	0	0		11/04/15		
	3133EEMS6	FFCB	AA+	Coastal Securities	02/24/15	<u>7,500,000</u>	<u>0</u>	<u>0</u>	<u>0</u>	<u>0</u>		05/06/16		
	FFCB Total					27,503,000	0	0	0	0				
	3130A0P38	FHLB	AA+	Hilltop Securities	01/21/14	5,000,500	0	0	0	0		07/21/15		
	3130A3XX7	FHLB	AA+	Hilltop Securities	01/22/15	10,000,000	0	0	0	0		07/22/15		
	3130A1P69	FHLB	AA+	Coastal Securities	01/23/15	9,634,391	0	0	0	0		10/30/15		
	3130A3KJ2	FHLB	AA+	UBS Financial	01/14/15	5,005,000	0	0	0	0		03/18/16		
	3130A2C61	FHLB	AA+	Coastal Securities	02/24/15	7,495,500	0	0	0	0		06/10/16		
	3130A72E4	FHLB	AA+	Hilltop Securities	01/11/16	0	0	0	0	0		06/30/16		
	3130A3J70	FHLB	AA+	Hilltop Securities	12/16/15	0	5,000,000	4,992,500	5,002,500	5,002,500	0.786	11/23/16	143	3,299
	3130A3J70	FHLB	AA+	Coastal Securities	12/16/15	0	5,000,000	4,992,750	5,002,500	5,002,500	0.781	11/23/16	143	3,299
	3130A75B7	FHLB	AA+	Cantella & Co.	01/25/16	0	5,000,000	5,000,000	5,006,000	5,006,000	0.650	01/25/17	205	14,083
	3130A7AF2	FHLB	AA+	Wells Fargo	02/05/16	<u>0</u>	<u>7,500,000</u>	<u>7,499,194</u>	<u>7,502,250</u>	<u>7,502,250</u>	0.520	08/16/16	46	<u>15,208</u>
	FHLB Total					37,135,391	22,500,000	22,484,444	22,513,250	22,513,250	0.666		124	35,889
	313384SH3	FHLBD	AA+	Hilltop Securities	07/30/15	<u>0</u>	<u>0</u>	<u>0</u>	<u>0</u>	<u>0</u>		01/27/16		<u>0</u>
	FHLB Discount Note Total					0	0	0	0	0				0
	3134G3J76	FHLMC	AA+	Hilltop Securities	02/20/14	5,003,000	0	0	0	0		09/04/15		
	3134G3W55	FHLMC	AA+	Hilltop Securities	03/26/14	5,005,500	0	0	0	0		11/25/15		
	3137EADS5	FHLMC	AA+	Coastal Securities	12/01/15	0	5,000,000	5,009,800	5,006,000	5,006,000	0.648	10/14/16	104	9,358
	3137EADU0	FHLMC	AA+	Hilltop Securities	01/12/16	0	5,000,000	4,983,678	5,000,500	5,000,500	0.815	01/27/17	207	10,694
	3137EADU0	FHLMC	AA+	Coastal Securities	02/04/16	<u>0</u>	<u>5,000,000</u>	<u>4,994,600</u>	<u>5,000,500</u>	<u>5,000,500</u>	0.611	01/27/17	207	<u>10,694</u>
	FHLMC Total					10,008,500	15,000,000	14,988,078	15,007,000	15,007,000	0.691		173	30,747
	3135G0NV1	FNMA	AA+	UBS Financial	02/14/14	5,004,000	0	0	0	0		09/28/15		
	3135G0VA8	FNMA	AA+	Wells Fargo	01/13/15	5,006,500	0	0	0	0		03/30/16		
	3135G0YE7	FNMA	AA+	Stifel Nicolaus	12/01/15	<u>0</u>	<u>5,000,000</u>	<u>5,002,450</u>	<u>5,001,500</u>	<u>5,001,500</u>	0.558	08/26/16	56	<u>10,851</u>
	FNMA Total					10,010,500	5,000,000	5,002,450	5,001,500	5,001,500	0.558		56	10,851
	912828J35	T-Note		Hilltop Securities	02/04/16	0	10,000,000	9,986,719	10,002,000	10,002,000	0.625	02/28/17	243	17,033
	912828J92	T-Note		Hilltop Securities	01/28/16	0	10,000,000	9,975,000	10,001,000	10,001,000	0.715	03/31/17	274	12,568
	912828RJ1	T-Note		Coastal Securities	01/12/16	0	5,000,000	5,012,110	5,008,000	5,008,000	0.660	09/30/16	92	12,568
	912828RM4	T-Note		Coastal Securities	01/12/16	0	5,000,000	5,012,325	5,011,000	5,011,000	0.690	10/31/16	123	8,152
	912828RU6	T-Note		Coastal Securities	01/28/16	<u>0</u>	<u>5,000,000</u>	<u>5,010,750</u>	<u>5,010,500</u>	<u>5,010,500</u>	0.617	11/30/16	153	<u>3,706</u>
	TREASURY NOTE Total					0	35,000,000	34,996,904	35,032,500	35,032,500	0.664		200	54,027
	Fund 199 - LoneStar	State Pool	AAAm	LoneStar	09/01/01	6,364,893	15,831,849	15,831,849	15,831,849	15,831,849	0.340	07/28/16	28	0
	Fund 199 - TexPool	State Pool	AAAm	TexPool	09/01/01	16,156,015	15,342,834	15,342,834	15,342,834	15,342,834	0.370	08/15/16	46	0
	Fund 199 - TexStar	State Pool	AAAm	TexStar	04/26/10	14,517,874	17,732,454	17,732,454	17,732,454	17,732,454	0.430	08/16/16	47	0
	Fund 199 - TexasTerm	State Pool	AAAm	Texas Term	10/07/09	<u>7,520,356</u>	<u>17,607,123</u>	<u>17,607,123</u>	<u>17,607,123</u>	<u>17,607,123</u>	0.450	08/15/16	46	<u>0</u>
	State Pool Total					44,559,138	66,514,260	66,514,260	66,514,260	66,514,260	0.400		42	0
	Fund 199 - Money Mkt	Money Mkt		Prosperity Bank	05/31/12	<u>15,020,805</u>	<u>24,614,319</u>	<u>24,614,319</u>	<u>24,614,319</u>	<u>24,614,319</u>	0.450	Open	1	<u>0</u>
	Money Market Total					15,020,805	24,614,319	24,614,319	24,614,319	24,614,319	0.450		1	0
	Prosperity Bank	Cash		Prosperity Bank	05/31/12	<u>848,696</u>	<u>1,302,762</u>	<u>1,302,762</u>	<u>1,302,762</u>	<u>1,302,762</u>	0.450	Open	1	<u>0</u>
	Prosperity Bank Total					848,696	1,302,762	1,302,762	1,302,762	1,302,762	0.450		1	0
	199 - General Fund Total					145,086,029	169,931,341	169,903,217	169,985,591	169,985,591	0.528		92	131,513

240 - Food Service

Fund 240 - TexPool	State Pool	AAAm	TexPool	09/01/01	1,459,116	2,518,818	2,518,818	2,518,818	2,518,818	2,518,818	0.370	08/15/16	46	0
Fund 240 - TexStar	State Pool	AAAm	TexStar	12/01/12	<u>2,077,881</u>	<u>2,579,806</u>	<u>2,579,806</u>	<u>2,579,806</u>	<u>2,579,806</u>	<u>2,579,806</u>	0.430	08/16/16	47	<u>0</u>
State Pool Total					3,536,997	5,098,624	5,098,624	5,098,624	5,098,624	5,098,624	0.400		47	0

FBISD Portfolio Position

6/30/2016

Fund	CUSIP/Description	Type	Rating	Broker	Purchase Date	Market Value 7/01/15	Par Value 6/30/16	Total Cost Purchased	Book Value 6/30/16	Market Value 6/30/16	Yield to Maturity	Maturity Date	Days to Maturity	Int Accr to Date
	Prosperity Bank	Cash		Prosperity Bank	05/31/12	<u>437,324</u>	<u>141,654</u>	<u>141,654</u>	<u>141,654</u>	<u>141,654</u>	0.450	Open	1	0
	Prosperity Bank Total					437,324	141,654	141,654	141,654	141,654	0.450		1	0
	240 - Food Service Fund Total					3,974,321	5,240,278	5,240,278	5,240,278	5,240,278	0.402		45	0
<hr/>														
461 - Activity Funds														
	Fund 461 - TexPool	State Pool	AAAm	TexPool	09/01/01	1,205,419	1,807,685	1,807,685	1,807,685	1,807,685	0.370	08/15/16	46	0
	Fund 461 - LoneStar	State Pool	AAAm	LoneStar	12/12/12	<u>1,179,757</u>	<u>1,833,970</u>	<u>1,833,970</u>	<u>1,833,970</u>	<u>1,833,970</u>	0.370	07/28/16	28	0
	State Pool Total					2,385,176	3,641,654	3,641,654	3,641,654	3,641,654	0.370		37	0
	Prosperity Bank	Cash		Prosperity Bank	02/28/15	<u>1,617,766</u>	<u>286,049</u>	<u>286,049</u>	<u>286,049</u>	<u>286,049</u>	0.450	Open	1	0
	Prosperity Bank Total					1,617,766	286,049	286,049	286,049	286,049	0.450		1	0
	461 - Activity Funds Total					4,002,942	3,927,703	3,927,703	3,927,703	3,927,703	0.376		34	0
<hr/>														
500 - Debt Service Fund														
	3130A3WA8	FHLB	AA+	Hilltop Securities	01/13/15	5,001,000	0	0	0	0		01/12/16		0
	3130A72E4	FHLB	AA+	Coastal Securities	01/11/16	0	0	0	0	0		06/30/16		0
	3130A72E4	FHLB	AA+	Wells Fargo	01/11/16	0	0	0	0	0		06/30/16		0
	FHLB Total					5,001,000	0	0	0	0				0
	313384SH3	FHLBD	AA+	Hilltop Securities	07/30/15	0	0	0	0	0		01/27/16		0
	FHLB Discount Note Total					0	0	0	0	0				0
	Fund 599 - LoneStar	State Pool	AAAm	LoneStar	09/01/01	8,485,187	10,009,611	10,009,611	10,009,611	10,009,611	0.370	07/28/16	28	0
	Fund 599 - TexPool	State Pool	AAAm	TexPool	09/01/01	856,368	8,716,604	8,716,604	8,716,604	8,716,604	0.370	08/15/16	46	0
	Fund 599 - TexStar	State Pool	AAAm	TexStar	04/27/10	12,586,089	10,241,957	10,241,957	10,241,957	10,241,957	0.430	08/16/16	47	0
	Fund 599 - TexasTerm	State Pool	AAAm	Texas Term	01/04/10	<u>11,905,349</u>	<u>10,328,745</u>	<u>10,328,745</u>	<u>10,328,745</u>	<u>10,328,745</u>	0.450	08/15/16	46	0
	State Pool Total					33,832,993	39,296,918	39,296,918	39,296,918	39,296,918	0.407		42	0
	Fund 599 - Money Mkt	Money Mkt		Prosperity Bank	05/31/12	<u>26,732,395</u>	<u>19,437,723</u>	<u>19,437,723</u>	<u>19,437,723</u>	<u>19,437,723</u>	0.450	Open	1	0
	Money Market Total					26,732,395	19,437,723	19,437,723	19,437,723	19,437,723	0.450		1	0
	Prosperity Bank	Cash		Prosperity Bank	05/31/12	<u>5,004</u>	<u>5,002</u>	<u>5,002</u>	<u>5,002</u>	<u>5,002</u>	0.450	Open	1	0
	Prosperity Bank Total					5,004	5,002	5,002	5,002	5,002	0.450		1	0
	500 - Debt Service Funds Total					65,571,393	58,739,643	58,739,643	58,739,643	58,739,643	0.421		28	0
<hr/>														
600 - Capital Projects Funds														
	313312ZA1	FFCBD	AA+	Coastal Securities	10/20/15	0	<u>5,000,000</u>	<u>4,989,542</u>	<u>5,000,000</u>	<u>5,000,000</u>	0.294	07/06/16	6	0
	FFCB Discount Note Total					0	5,000,000	4,989,542	5,000,000	5,000,000	0.294		6	0
	3130A57M5	FHLB	AA+	Hilltop Securities	07/16/15	0	0	0	0	0		04/27/16		0
	3130A5AU3	FHLB	AA+	Coastal Securities	07/16/15	0	0	0	0	0		04/29/16		0
	3130A3J70	FHLB	AA+	Hilltop Securities	12/01/15	0	<u>5,000,000</u>	<u>4,996,302</u>	<u>5,002,500</u>	<u>5,002,500</u>	0.701	11/23/16	143	<u>3,299</u>
	FHLB Total					0	5,000,000	4,996,302	5,002,500	5,002,500	0.701		143	3,299
	313384SH3	FHLBD	AA+	Hilltop Securities	07/30/15	0	0	0	0	0		01/27/16		0
	FHLB Discount Note Total					0	0	0	0	0				0
	3137EAAD1	FHLMC	AA+	Hilltop Securities	07/16/15	0	0	0	0	0		04/18/16		0
	FHLMC Total					0	0	0	0	0	0.257		18	0
	3135G0ES8	FNMA	AA+	Coastal Securities	12/16/15	0	5,000,000	5,027,650	5,017,500	5,017,500	0.766	11/15/16	135	8,785
	3135G0YE7	FNMA	AA+	Stifel Nicolaus	12/01/15	0	<u>5,000,000</u>	<u>5,002,450</u>	<u>5,001,500</u>	<u>5,001,500</u>	0.558	08/26/16	56	<u>10,851</u>
	FNMA Total					0	10,000,000	10,030,100	10,019,000	10,019,000	0.662		96	19,635
	Fund 632 - TexPool	State Pool	AAAm	TexPool	08/22/06	7,395	0	0	0	0		Closed		0
	Fund 633 - TexasTerm	State Pool	AAAm	Texas Term	10/16/09	441,351	0	0	0	0		Closed		0
	Fund 633 - Texpool	State Pool	AAAm	TexPool	05/13/08	175,006	0	0	0	0		Closed		0
	Fund 610 - TexPool	State Pool	AAAm	TexPool	04/26/16	0	4,883,742	4,883,742	4,883,742	4,883,742	0.370	08/15/16	46	0

FBISD Portfolio Position

6/30/2016

Fund	CUSIP/Description	Type	Rating	Broker	Purchase Date	Market Value 7/01/15	Par Value 6/30/16	Total Cost Purchased	Book Value 6/30/16	Market Value 6/30/16	Yield to Maturity	Maturity Date	Days to Maturity	Int Accr to Date
Fund 634 - Lone Star		State Pool	AAAm	LoneStar	08/12/09	6,614,144	797,181	797,181	797,181	797,181	0.370	07/28/16	28	0
Fund 634 - TexasTerm		State Pool	AAAm	Texas Term	10/07/09	15,630,614	3,677,755	3,677,755	3,677,755	3,677,755	0.450	08/15/16	46	0
Fund 634 - Texpool		State Pool	AAAm	TexPool	08/11/09	571,883	847,733	847,733	847,733	847,733	0.037	08/15/16	46	0
Fund 635 - TexStar		State Pool	AAAm	TexStar	12/13/12	2,393,451	3,238,187	3,238,187	3,238,187	3,238,187	0.430	08/16/16	47	0
Fund 635 - Texpool		State Pool	AAAm	TexPool	05/27/10	1,963,513	204,403	204,403	204,403	204,403	0.370	08/15/16	46	0
Fund 637 - TexPool		State Pool	AAAm	TexPool	07/15/15	0	77,777	77,777	77,777	77,777	0.370	08/15/16	46	0
Fund 637 - TexStar		State Pool	AAAm	TexStar	07/15/15	0	1,229,510	1,229,510	1,229,510	1,229,510	0.430	08/16/16	47	0
Fund 637 - TexasTerm		State Pool	AAAm	Texas Term	07/15/15	0	1,396,472	1,396,472	1,396,472	1,396,472	0.450	08/15/16	46	0
Fund 638 - LoneStar		State Pool	AAAm	LoneStar	07/15/15	0	98	98	98	98	0.370	07/28/16	28	0
Fund 638 - TexPool		State Pool	AAAm	TexPool	07/15/15	0	155,927	155,927	155,927	155,927	0.370	08/15/16	46	0
Fund 638 - TexStar		State Pool	AAAm	TexStar	07/15/15	0	1,462,152	1,462,152	1,462,152	1,462,152	0.430	08/16/16	47	0
Fund 638 - TexasTerm		State Pool	AAAm	Texas Term	07/15/15	0	1,209,077	1,209,077	1,209,077	1,209,077	0.450	08/15/16	46	0
Fund 639 - LoneStar		State Pool	AAAm	LoneStar	07/15/15	0	2,974,160	2,974,160	2,974,160	2,974,160	0.370	07/28/16	28	0
Fund 639 - TexPool		State Pool	AAAm	TexPool	07/15/15	0	198,940	198,940	198,940	198,940	0.370	08/15/16	46	0
State Pool Total						27,797,356	22,353,115	22,353,115	22,353,115	22,353,115	0.396		43	0
Prosperity Bank		Cash		Prosperity Bank	05/31/12	5,040	188,625	188,625	188,625	188,625	0.450	Open	1	0
Prosperity Bank Total						5,040	188,625	188,625	188,625	188,625	0.450		1	0
600 - Capital Projects Funds Total						27,802,396	42,541,739	42,557,684	42,563,239	42,563,239	0.484		63	22,934
700 - Internal Service Funds														
Fund 752 - TexPool		State Pool	AAAm	TexPool	06/13/16	0	0	0	0	0	0.340	08/15/16	46	0
Fund 753 - TexPool		State Pool	AAAm	TexPool	02/21/14	7,181,902	593,094	593,094	593,094	593,094	0.370	08/15/16	46	0
Fund 753 - TexStar		State Pool	AAAm	TexStar	09/26/13	5,511,319	5,047,200	5,047,200	5,047,200	5,047,200	0.430	08/16/16	47	0
Fund 753 - TexasTerm		State Pool	AAAm	Texas Term	10/03/14	2,956,301	5,515,811	5,515,811	5,515,811	5,515,811	0.450	08/15/16	46	0
Fund 771 - LoneStar		State Pool	AAAm	LoneStar	12/18/14	7,981,776	5,394,809	5,394,809	5,394,809	5,394,809	0.370	07/28/16	28	0
Fund 771 - TexPool		State Pool	AAAm	TexPool	02/21/14	1,000,381	3,063,625	3,063,625	3,063,625	3,063,625	0.370	08/15/16	46	0
Fund 774 - TexPool		State Pool	AAAm	TexPool	02/21/14	1,725,425	1,456,650	1,456,650	1,456,650	1,456,650	0.370	08/15/16	46	0
Fund 857 - TexPool (FSA)		State Pool	AAAm	TexPool	09/03/14	69,560	167,466	167,466	167,466	167,466	0.370	08/15/16	46	0
State Pool Total						26,426,662	21,238,656	21,238,656	21,238,656	21,238,656	0.405		42	0
ISF - JPMorgan (FSA)		Cash		JPMorgan Chase	06/30/16	0	47,943	47,943	47,943	47,943	0.000	Open	1	0
ISF - JPMorgan (HLTH)		Cash		JPMorgan Chase	06/30/16	0	112,573	112,573	112,573	112,573	0.000	Open	1	0
JPMorgan Chase Bank Total						0	160,516	160,516	160,516	160,516	0.000		1	0
Prosperity Bank		Cash		Prosperity Bank	05/31/12	2,528,359	152,483	152,483	152,483	152,483	0.450	Open	1	0
Prosperity Bank Total						2,528,359	152,483	152,483	152,483	152,483	0.450		1	0
700 - Internal Service Funds Total						28,955,022	21,551,655	21,551,655	21,551,655	21,551,655	0.402		40	0
700 - Business-Type Activities														
Fund 711 - TexasTerm		State Pool	AAAm	Texas Term	03/21/16	0	1,502,001	1,502,001	1,502,001	1,502,001	0.450	08/15/16	46	0
State Pool Total						0	1,502,001	1,502,001	1,502,001	1,502,001	0.450		46	0
ENT - Prosperity Bank		Cash		Prosperity Bank	06/30/15	0	226,454	226,454	226,454	226,454	0.450	Open	1	0
EXTDP - Prosperity Bank		Cash		Prosperity Bank	05/31/12	2,812,709	948,979	948,979	948,979	948,979	0.450	Open	1	0
Prosperity Bank Total						2,812,709	1,175,433	1,175,433	1,175,433	1,175,433	0.450		1	0
700 - Business-Type Activities						2,812,709	2,677,434	2,677,434	2,677,434	2,677,434	0.450		26	0
780 - Technology Equipment Fund														
Fund 780 - LoneStar		State Pool	AAAm	LoneStar	10/28/14	6,021,909	5,776,718	5,776,718	5,776,718	5,776,718	0.340	07/28/16	28	0
Fund 780 - TexPool		State Pool	AAAm	TexPool	10/28/14	6,006,255	5,885,438	5,885,438	5,885,438	5,885,438	0.370	08/15/16	46	0
State Pool Total						12,028,164	11,662,156	11,662,156	11,662,156	11,662,156	0.355		37	0
Prosperity Bank		Cash		Prosperity Bank	11/01/15	0	0	0	0	0	0.450	Open	1	0

FBISD Portfolio Position

6/30/2016

Fund	CUSIP/Description	Type	Rating	Broker	Purchase Date	Market Value 7/01/15	Par Value 6/30/16	Total Cost Purchased	Book Value 6/30/16	Market Value 6/30/16	Yield to Maturity	Maturity Date	Days to Maturity	Int Accr to Date
Prosperity Bank Total						0	0	0	0	0	0.450		1	0
780 - Technology Equipment Fund						12,028,164	11,662,156	11,662,156	11,662,156	11,662,156	0.355		37	0
<hr/>														
800 - Trust & Agency Funds														
Fund 865AF - Lone Star	State Pool	AAAm	LoneStar		12/12/12	2,986,188	2,994,122	2,994,122	2,994,122	2,994,122	0.370	07/28/16	28	0
State Pool Total						2,986,188	2,994,122	2,994,122	2,994,122	2,994,122	0.370		28	0
Prosperity Bank	Cash		Prosperity Bank		05/31/12	531,179	654,786	654,786	654,786	654,786	0.450	Open	1	0
Prosperity Bank Total						531,179	654,786	654,786	654,786	654,786	0.450		1	0
800 - Trust & Agency Funds Total						3,517,367	3,648,908	3,648,908	3,648,908	3,648,908	0.384		23	0
<hr/>														
TOTAL PORTFOLIO						293,750,342	319,920,857	319,908,677	319,996,607	319,996,607	0.482		68	154,447

						Portfolio %	Policy %
FFCB	27,503,000	0	0	0	0	0.00%	
FFCB Disc. Note	0	5,000,000	4,989,542	5,000,000	5,000,000	1.56%	
FHLB	42,136,391	27,500,000	27,480,746	27,515,750	27,515,750	8.60%	
FHLMC	10,008,500	15,000,000	14,988,078	15,007,000	15,007,000	4.69%	
FNMA	10,010,500	15,000,000	15,032,550	15,020,500	15,020,500	4.69%	
Treasury Notes	0	35,000,000	34,996,904	35,032,500	35,032,500	10.95%	
	89,658,391	97,500,000	97,487,821	97,575,750	97,575,750	30.49%	60.00%
CASH	8,786,078	4,067,310	4,067,310	4,067,310	4,067,310	1.27%	
MONEY MARKETS	41,753,200	44,052,041	44,052,041	44,052,041	44,052,041	13.77%	60.00%
STATE POOLS	153,552,673	174,301,505	174,301,505	174,301,505	174,301,505	54.47%	60.00%
TOTALS	293,750,342	319,920,857	319,908,677	319,996,607	319,996,607	100.00%	

